



HONACOUSTIC

FABRIC SWATCHES

Do you want to match the colour of acoustic furniture with the surroundings? It's a piece of cake with HONacoustic furniture. You can choose from a wide range of decorative fabrics from the leading suppliers of high-quality textiles that meet the criteria for flamability, ecology, acoustic and other properties. Three material lines that we have prepared for you will help you to harmonize the interior or on contrary enliven it by choosing the right colour and thus elevate the acoustic furniture to a distinctive design element of your office.


The basic line simply called **BASIC** offers simple and affordable Alba and Bondai fabrics.

The **PLUS** line is available in a wide range of colours, so choosing the right shade is not rocket science. Fabrics are made of flame retardant Trevira CS fibres. Thanks to silver ions Jet Bioactive fabric has highly antibacterial effect.

The highest **PREMIUM** line emphasizes top processing, texture and material quality.




BASIC




ALBA




4007




4027




4004




4030




3005




5004




6005




6026




6071




6080




6098




6007




6031




7026




7029




7013




7011




2036



2005




1006




1011




8033



8010



8003



8078

Composition:
100% polyamid


Weight:
450 g/lm – 320 g/m²

Width:
140 cm


Abrasion resistance:
100 000 rubs




BONDAI



2036




2020




1008



1005



1001




4017



4007



4011



4004



3012



4037



3005




3013



5004



5096




7048




7021




7032




7041



7029




7008




7026




6098




6015




6016




6071




6011




6003




6006




8033




8013



8010



8078




8004

Composition:
100% polyester

Weight:
350 g/lm – 250 g/m²

Width:
140 cm

Abrasion resistance:
150 000 rubs




PETRUS

Composition:
100% polyester


Weight:
385 g/m²

Width:
148 cm


Abrasion resistance:
80 000 rubs



SNOW
900




DOVE
903




CHROME
800



PEWTER
802




CHINCHILLA
804




CHOCOLATE
102




AUTUMN
100




DUST
101



MIST
904




LOTUS
709




EGGPLANT
706




CROCUS
701




MAGENTA
703



EMPEROR
702




WATERMELON
200




AMBERGLOW
300




BRONZE
907




SMOKE
906




IGUANA
502




KIWI
501



DUCK
603



DENIM
602



ICICLE
600



NIGHT
801




NEGRO
806



ONYX
807



PLUS




JET




4017




4018




9401




9402




4028




4027




9404




9403



4051



3036




9301




3030




3019




9304




9305




3090




9302



9219




1006




9110




1001




9108




9109




2024




0001




2010




2012



8001



9803




9501




4007




9607



9606




9605




9602




6098




9603




6013




6095




9600




6056




9601




9604




6014




9610



6007




9609



9608




6091



9701




7041




9702




7025




9703




7034




9704




7014




8078




9804




9805




8009




9294




8017



9281



9806



8033

Composition:
100% polyester Trevira CS

Weight:
365 g/lm – 260 g/m²

Width:
140 cm

Abrasion resistance:
65 000 rubs



JET BIOACTIVE

Composition:
100% polyester Trevira CS Bioactive


Weight:
365 g/lm – 260 g/m²

Width:
140 cm


Abrasion resistance:
65 000 rubs




4018




9401



9403




4051




9301




9304




3090




9302



1006




9110




1001




2012




9109




9601



6013




9600



9610




6007




9609




7041




9702




9701




9806




8033




8001




9804




9805




KING L




4017




4517




4528




4027




4527




8508




4004




4930



4030




4630




2514




3020




3920




3520




3090




8511




1041




1930




1530




1025




2912




2012




2017




1030




1010




5004



5015



9506




6017




6580




6079




6617




6943




6080




6579




6016




6517




6516




6056




6543




6043




6572




6007




6507




6070




6571




6071




7026




6037




6937




6531




6031




7019




7519




9706




7936




7536




7034



7520



7920




Composition:
100% polyester Trevira CS

Weight:
365 g/lm – 260 g/m²

Width:
140 cm


Abrasion resistance:
70 000 rubs




ROCCIA




4504




4503




4502




4501




4505




5505




5504



3501



3503



3504




3505




1501




3502




3506



2501




1504



1503




1502




2505




2504




2503




2502




5503




5502




5501




6507




6508




6506




6503



6504




6502




6505




6501




3508




7504




7503




7502




7501




8501



8502



8030




8504

Composition:
100% polyester Trade Mark Trevira CS


Weight:
350 g/lm – 250 g/m²

Width:
140 cm

Abrasion resistance:
70 000 rubs



PREMIUM




MANHATTAN

Composition:
100% recycled polyester

Weight:
405 g/lm – 290 g/m²

Width:
140 cm


Abrasion resistance:
50 000 rubs




MURPHY
YI110




PARK
YI188




ELLIS
YI365




LEROY
YI160




LEXINGTON
YI113




HUDSON
YI362




MONROE
YI106



HOUSTON
YI380




SOHO
YI381




SHERIDAN
YI204




CAPITAL
YI086




PENN
YI384




BRONX
YI364




JACKSON
YI385




VARICK
YI173




WATTS
YI157




SAKS
YI389



BROADWAY
YI363




ASTOR
YI361




STATEN
YI386




RUBIN
YI026




CHRYSLER
YI390




MACYS
YI009




ERA




CALENDAR
CSE19




FUTURIST
CSE01




OCCURRENCE
CSE23




DATE
CSE24




SEQUENCE
CSE25




GENERATION
CSE02




TURN
CSE26




MEASURE
CSE27




PHASE
CSE17




CYCLE
CS06




SPAN
CSE05




HISTORY
CSE21



PRIME
CSE09




EXTENT
CSE28




EXPERIENCE
CSE29




TRANSITION
CSE30




ANALOGUE
CSE33




NOTATION
CSE36




SPLITSECOND
CSE31




ENDURANCE
CSE34




REST
CSE37




AEON
CSE20




EVERLASTING
CSE10




LIFETIME
CSE03




PERIOD
CSE07




OCCASION
CSE32




TIMELAPSE
CSE16




EVENT
CSE18




SIGNATURE
CSE35




STAGE
CSE15




ALLOWANCE
CSE38




YOUTH
CSE39




MEMO
CSE46




QUOTA
CSE41




CHAPTER
CSE08




FORECAST
CSE11




PROMPT
CSE45




PERENNIAL
CSE12




RANGE
CSE42



LATE
CSE43




MATURITY
CSE40



ELAPSE
CSE44



PRESENT
CSE13



FORWARD
CSE14

Composition:
100% polyester

Weight:
448 g/lm – 320 g/m²

Width:
140 cm

Abrasion resistance:
100 000 rubs